

Who can see my health record?

To treat you safely and well, it is important that professionals you see can access your health record.





Only by letting your GP surgery know it is ok will your notes be available to be seen by other professionals such as hospital clinicians, paramedics or district nurses.

How do I make my record available to health professionals?

Simple. Complete this form and hand it into your GP surgery. There are two ways that this sharing can happen and it's important you understand what they are so you can make the right decision for you.

A. Summary Care Record with Additional Information
A Summary Care Record has basic information on that is useful for NHS clinicians. It shows if you have allergies and it lists your medications. 98% of people have this. By including "Additional Information", this will add your illnesses and any health problems, vaccinations, operations and information on how you would like to be treated.
B. Full Electronic Health Record
Your full electronic health record is held by your GP surgery. It can also be made available to health and social care staff, if they are involved in your direct care. Staff must still ask for your permission before they look at your record. This also allows your surgery to see what other staff are doing to support and treat you. If there are certain parts of your record that you wish to keep private, your surgery can do this.
C. Receiving messages via text
You can receive communications from your GP Surgery by letter and phone, however you have to give consent to receive text messages from the GP Surgery to your mobile phone. This includes; appointment reminders, test results, messages relating to your specific health need (e.g. a flu vaccination reminder), general health information that could benefit you, information about emergencies (e.g. winter pressures). Your phone number will not be provided to third parties.
D. Receiving messages via email
You can receive communications from your GP Surgery by letter and phone, however you have to give consent to receive messages from the GP Surgery to your email address. This includes; appointment reminders, test results, messages relating to your specific health need (e.g. a flu vaccination reminder, diabetic management plans), requesting you contact the GP Surgery if they have tried to contact you by telephone, general health information that could benefit you, information about emergencies (e.g. winter pressures) Your email address will not be provided to third parties.

Your Decision – You can agree to one, two, or all four

A	Yes, I am happy for additional information to be included in my Summary Care Record , this means healthcare staff treating me can see a summary of my medical history in addition to my medication and allergies		Please Tick
B	Yes, I am happy for my full health record to be shared by my GP Surgery. This will be available to health and social care professionals, who are currently treating me, and have my permission to view it.		
C	Yes, I am happy to receive messages from my GP Surgery via text . Messages I receive will only relate to those listed in box C above.		
D	Yes, I am happy to receive messages from my GP Surgery via email . Messages I receive will only relate to those listed in box D above.		

Name: _____

Date of Birth: ____ / ____ / ____

Signature: _____

Today's Date: _____

If you are filling in this form on behalf of another person, please ensure that you fill in their details above; you sign the form above and provide your details below:

Name: _____ Parent Legal Guardian Lasting power of attorney

Information for GP Practices	
A	To opt patient in to SCR with Additional Information, add read code XaXbZ (SystemOne) or 9Ndn (EMIS)
B	For health record sharing: In SystemOne, choose " Record Sharing " and then " Yes " and " Consent given ". In EMIS Web, choose " Sharing " from the Care History tab, " EMIS Sharing Consent " and choose " Patient Consents ".

For more information about the Summary Care Record and health record sharing, please refer to www.bit.ly/whocanseemyrecord or call PALS on 0800 389 6819.

FAQ's

Does this mean anyone can just look at my record?

No. Your record can only be seen by staff who are currently involved in your direct care, have a need to see it, and have asked for your permission. The only exception to this is in case of an emergency. For instance, if you were taken to hospital unconscious, a doctor could look at your summary care record without your permission. If this happens, an alert is created showing who looked at the record and why, this is to make sure any access to your record is always logged.

Does it contain sensitive information?

No. Specific sensitive information like fertility treatments, sexually transmitted infections, pregnancy terminations and gender reassignment will not be automatically included when the information is added.

Are you going to sell the information in my record?

No. If your record is shared, it's only ever available to staff for the purposes of your health care, nothing else.

Can I change my mind?

Yes. Just tell your GP Surgery and they can update your decision at any time.

Can I opt out of having my Summary Care Record available?

Yes. If you wish to opt out completely, please ask your practice for a 'SCR opt out' form.

Can I access my record online?

Yes. You can view parts of your GP record, including information about medication, allergies, vaccinations, previous illnesses and test results. Ask you GP Surgery for information on how to sign up to 'GP Online Services'. You can read more about this service by following this link. <https://www.nhs.uk/NHSEngland/AboutNHSservices/doctors/Pages/gp-online-services.aspx>

Patient Information: <https://digital.nhs.uk/summary-care-records/patients>

Information for GP Practices	
A	To opt patient in to SCR with Additional Information, add read code XaXbZ (SystemOne) or 9Ndn (EMIS)
B	For health record sharing: In SystemOne, choose " Record Sharing " and then " Yes " and " Consent given ". In EMIS Web, choose " Sharing " from the Care History tab, " EMIS Sharing Consent " and choose " Patient Consents ".